

Patient Outcomes

January – December 2020

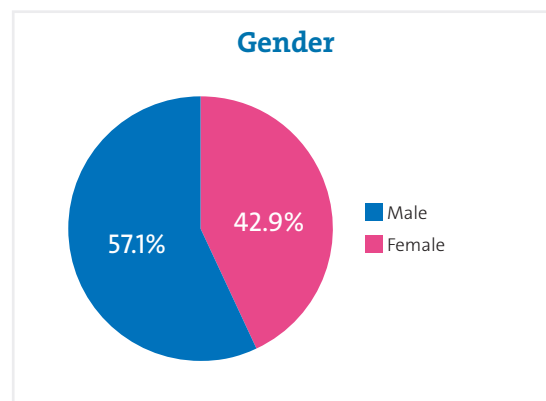
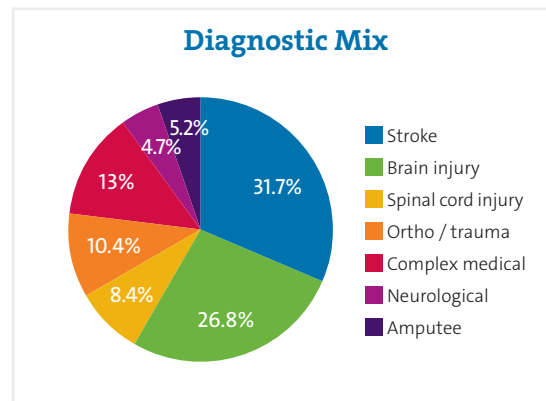


OhioHealth

Rehabilitation Hospital

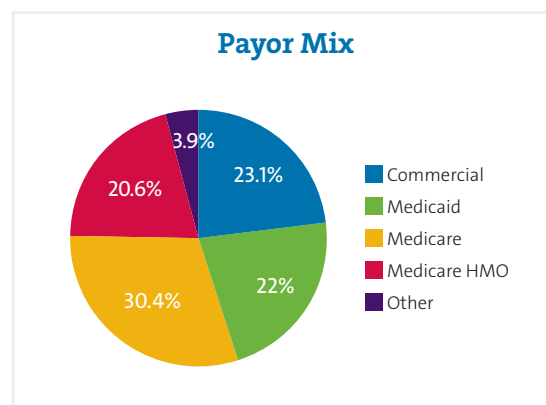
In partnership with Select Medical

| | No. of patients | Average age | Average length of stay | Patient satisfaction |
|----------------------------|-----------------|-------------------|------------------------|----------------------|
| Stroke | 455 | 64.8 years | 14.9 days | 91.3% |
| Brain injury | 384 | 59 years | 13.0 days | 90.7% |
| Spinal cord injury | 121 | 59.7 years | 18.0 days | 91.7% |
| Orthopedic / trauma | 149 | 59.3 years | 12.0 days | 93.8% |
| Complex medical | 187 | 62.3 years | 12.8 days | 90.6% |
| Neurological | 64 | 56.2 years | 14.7 days | 94.4% |
| Amputee | 74 | 58.8 years | 12.0 days | 82.1% |
| Total/average | 1,434 | 61.2 years | 13.9 days | 91.7% |



Discharge Destination

| | Home | Skilled nursing | Acute hospital | Other |
|----------------------------|--------------|-----------------|----------------|-------------|
| Stroke | 73.2% | 13.2% | 13.4% | 0.2% |
| Brain injury | 79.2% | 9.4% | 10.9% | 0.5% |
| Spinal cord injury | 71.1% | 12.4% | 14.9% | 1.6% |
| Orthopedic / trauma | 76.7% | 9.4% | 13.9% | 0% |
| Complex medical | 81.3% | 5.4% | 12.8% | 0% |
| Neurological | 78.1% | 7.8% | 14.1% | 0% |
| Amputee | 67.6% | 12.2% | 20.2% | 0% |
| Total/average | 76.4% | 10.3% | 12.9% | 0.4% |



Every effort is made to provide an average of three hours of therapy per day, five days per week.