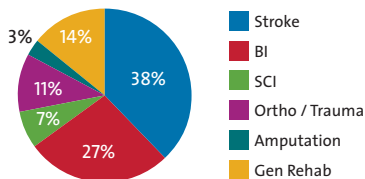


Disclosure Statement

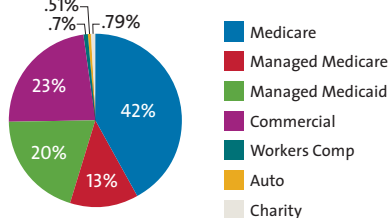
(January – December 2017)

	# of Patients	Average Age	Average Length of Stay	FIM Change	Discharged Home
Stroke	610	66.0 years	13.8 days	25.3	65.9%
Brain Injury	438	58.5 years	12.3 days	28.7	73.9%
Spinal Cord Injury	119	56.9 years	14.8 days	25.1	73.1%
Amputation	40	55.5 years	11.7 days	21.3	65.0%
Orthopedic / Trauma	174	60.4 years	11.8 days	26.1	73.0%
General Rehab	217	62.3 years	10.8 days	24.4	71.0%
TOTAL / AVERAGE	1,598	59.9 years	12.5 days	25.2	70.3%

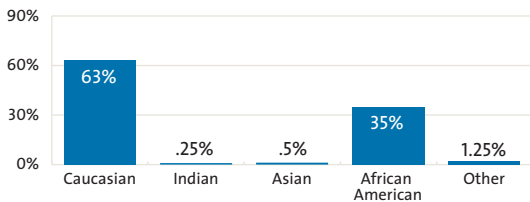
DIAGNOSTIC MIX



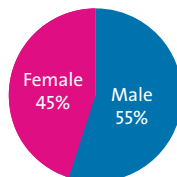
PAYER MIX



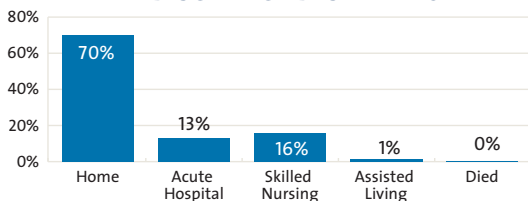
ETHNIC DIVERSITY



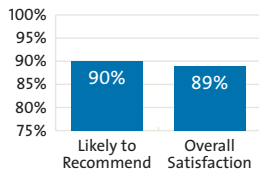
POPULATION



DISCHARGE DESTINATION



PATIENT / FAMILY SATISFACTION



PROGRAM MEASUREMENT	SCORE	DEFINITION
Effectiveness	26.2	FIM Gain
Efficiency	2.3	FIM Gain per Day


OhioHealth
 Rehabilitation Hospital
 In partnership with Select Medical